



Service Activation Process



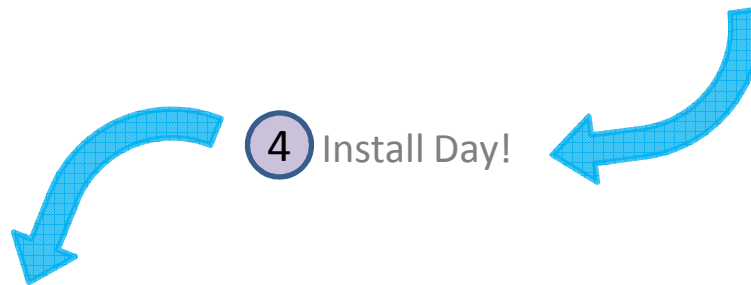
① Fill out our application at:
<http://www.atcc-gns.com/services/Kadena/data.aspx>



② Then, we'll contact you to set up your installation date and take your first payment.



③ Once the installation is scheduled, an Internet ID and access number will be generated. We'll get that to you right away.



④ Install Day!

⑤ Finally, we'd love for you to fill out a customer service survey. Please help us improve our service!